

50Hz

NEO[®] 80 Undercounter Ice Machines

Models

☐ UDP0080A



- 112 lbs.(51 kgs) daily ice production
- Cabinet volume 1.059 ft³ (0.03m³)
- 31 lb. (14.0 Kg) ice storage capacity*

** Application capacity based on: 90% volume x 33lbs/ft³ average density of ice.*

Standard Features

- Compact size for easy placement under counters or as a stand alone.
- Ideal for any small-volume ice need with ice maker and bin in one.
- Clean, crisp, coordinated interior.
- AlphaSan[®] in key internal components to extend time between cleanings.
- Flat, right-angle plug for easier installation in tight spaces.
- Attractive, durable stainless steel cabinet.
- Easy access door, slides up & out of the way.
- Patented cleaning and sanitizing technology.
- Manitowoc's proven vertical evaporator using proprietary technology is made in Manitowoc, WI.
- Easy access air filter designed for longer operation in greasy and dusty environments.
- Front air intake and exhaust.
- R290 refrigerant.

Specifications

BTU Per Hour:

U80: 2,050 (average)
2,500 (peak)

Legs:

Adjustable from
6.00"-7.25" (15.24-17.78 cm).

Ice Storage:

One piece bin liner (seamless)
"rotocast" polyethylene.

Insulation:

Insulation foamed-in-place
with CFC-FREE foam.

Refrigerant: R290

Operating Limits:

Ambient Temperature Range:

U-80: 40° to 110° F
(1.6° to 43° C)

Water Temperature Range:

U-80: 33° to 90° F
(0.6° to 32° C)

Water Pressure Ice Maker Water In:

U-80:
Min. 20 psi (138 kPa) Max.
80 psi (551 kPa)

Ice Machine Electric

230/50/1

Ice machines are factory pre-wired with a 6' (180 cm) power cord, no plug.

Total ampacity:

U80: 5.2 amps.

Maximum fuse size:

15 amps.

HACR-type circuit breakers can be used in place of fuses.

Ice Shape



Dice
7/8" x 7/8" x 7/8"
(2.22 x 2.22 x 2.22 cm)



US LISTED

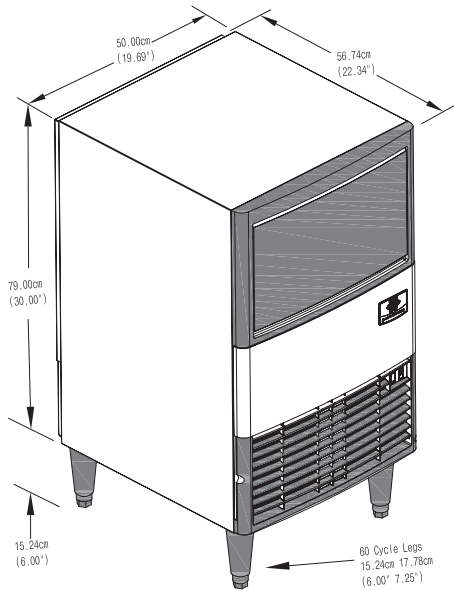


COMPANY WITH
QUALITY SYSTEM

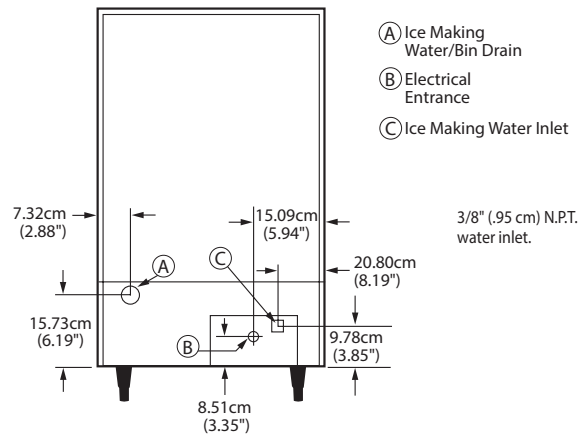
NEO[®] 80 Undercounter Ice Machines



U80

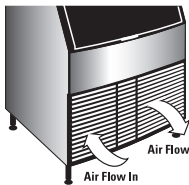


Installation Note - There is no minimum clearance required, however recommended clearance for top, sides, and back is 5" (12.7 cm).



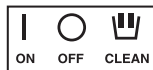
Model	Ice Shape	Ice Production 24 Hours		Power kWh per 45.4kg / 100lb of ice @ 32°/21°C	Potable Water Usage per 100lbs/45.4 kgs of ice @ 32°/21°C	Storage Bin Capacity
		70° Air/50°F Water 21° Air/10°C Water	90° Air/70°F Water 32° Air/21°C Water			
UDP0080A	Dice	112 lbs.	77 lbs.	11.05	149 L	31 lbs.
		51 kgs	35 kgs			14 kgs

Air Flow Top View



Air in left, air out right, no side vents. Great for installation under countertops and next to other equipment.

Front Access



Initiate ice, off and clean operations with simple upfront selector switch. No need to remove front panel. Now easier to see and access.

Air Filter



Slides out from left side front without tools, easy to clean, reusable filter protects condenser from lint, grease and dust.